小中学校児童生徒数の推移(1990～2023)予想(2026～2029)

	1990	1993	1996	1999	2002	2005	2008	2011	2014	2017	2020	2023	2026	2029
須坂小学校	366	299	261	273	297	284	232	190	185	199	207	212	196	188
小山小学校	455	373	366	364	375	425	473	457	422	388	337	355	323	325
森上小学校	439	422	410	361	358	365	387	371	344	307	274	266	241	248
日滝小学校	430	389	367	347	299	286	297	294	315	321	325	333	310	282
豊洲小学校	404	338	292	307	274	294	285	245	188	146	141	127	93	79
日野小学校	451	391	384	386	350	337	337	345	336	367	337	306	314	309
井上小学校	451	371	284	272	244	243	273	280	257	238	230	239	239	230
高甫小学校	339	320	266	233	219	194	210	189	174	178	153	149	131	116
旭ケ丘小学校	256	198	213	238	312	290	230	209	200	208	219	185	171	145
仁礼小学校	519	405	344	326	333	313	303	292	254	234	196	165	136	105
豊丘小学校	254	249	242	215	192	154	114	97	82	71	61	57	42	35
小　計	4,364	3,755	3,429	3,322	3,253	3,185	3,141	2,969	2,757	2,657	2,480	2,394	2,196	2,062
常盤中学校	599	553	444	420	349	328	345	348	354	360	348	349	377	343
相森中学校	753	683	552	517	451	473	457	464	395	452	374	287	324	262
墨坂中学校	822	737	642	601	525	520	454	506	532	506	534	464	467	446
東中学校	429	426	361	330	300	243	249	208	211	202	199	153	119	108
小　計	2,603	2,399	1,999	1,868	1,625	1,564	1,505	1,526	1,492	1,520	1,455	1,253	1,287	1,159
合　計	6,967	6,154	5,428	5,190	4,878	4,749	4,646	4,495	4,249	4,177	3,935	3,647	3,483	3,221

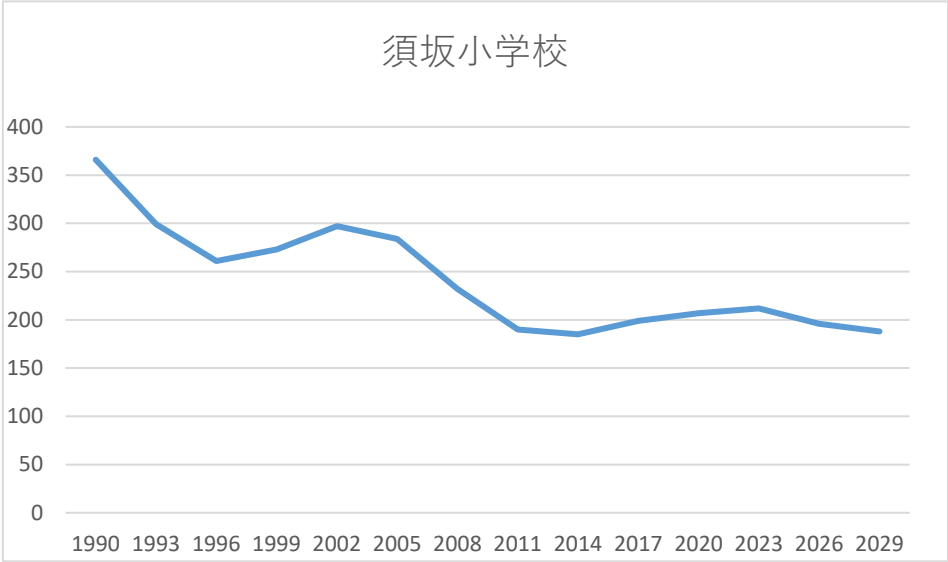
須坂小学校
400
350
300
250
200
150
100
50
0
1990 1993 1996 1999 2002 2005 2008 2011 2014 2017 2020 2023 2026 2029

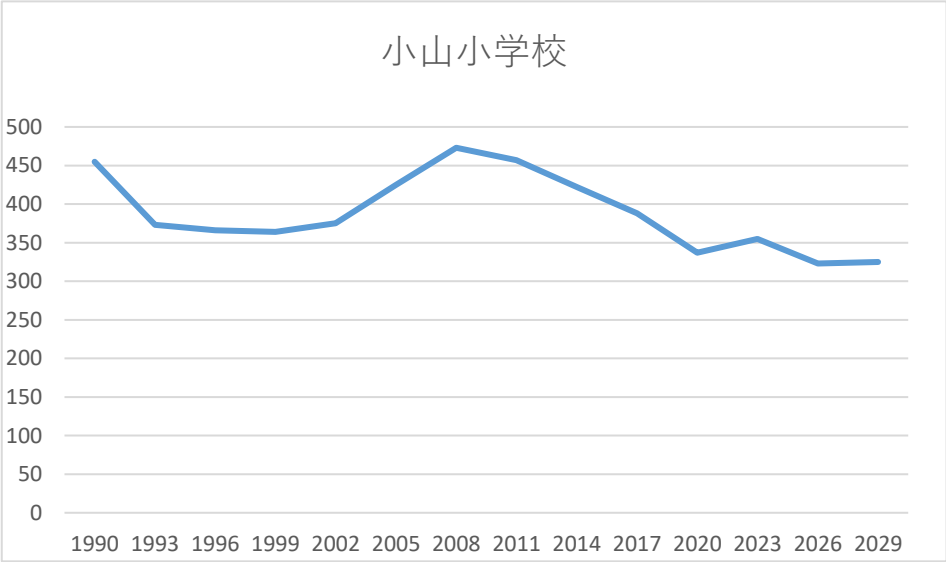
小山小学校
500
450
400
350
300
250
200
150
100
50
0
1990 1993 1996 1999 2002 2005 2008 2011 2014 2017 2020 2023 2026 2029

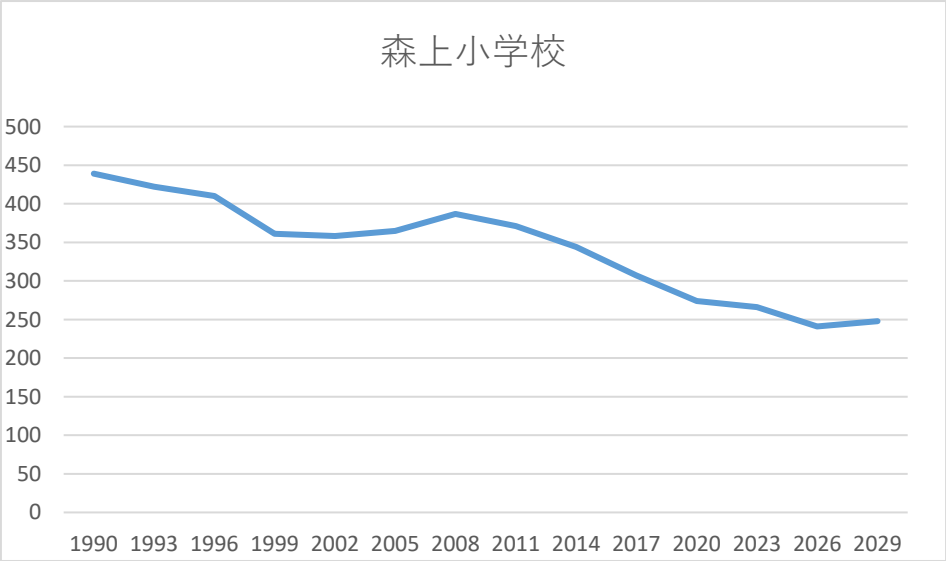
森上小学校
500
450
400
350
300
250
200
150
100
50
0
1990 1993 1996 1999 2002 2005 2008 2011 2014 2017 2020 2023 2026 2029

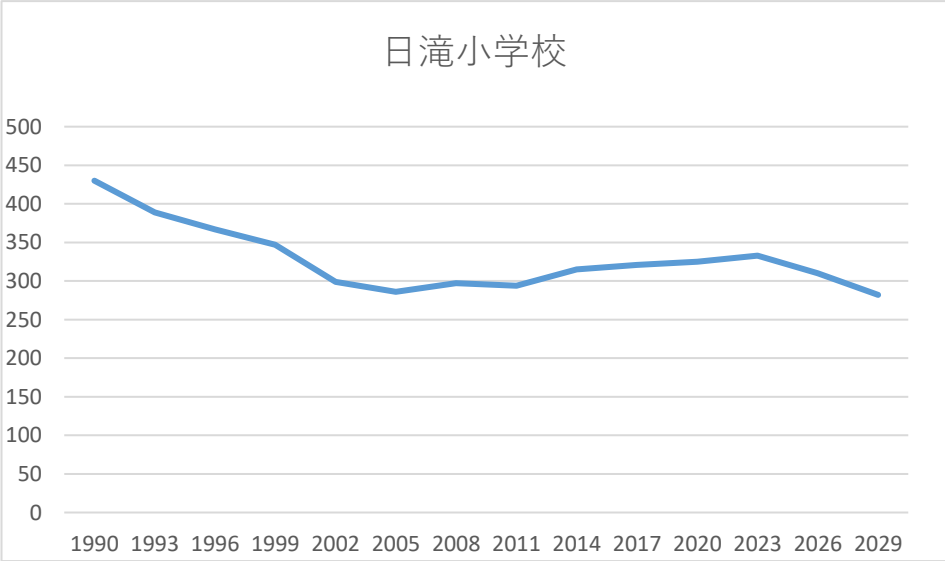
日滝小学校
500
450
400
350
300
250
200
150
100
50
0
1990 1993 1996 1999 2002 2005 2008 2011 2014 2017 2020 2023 2026 2029

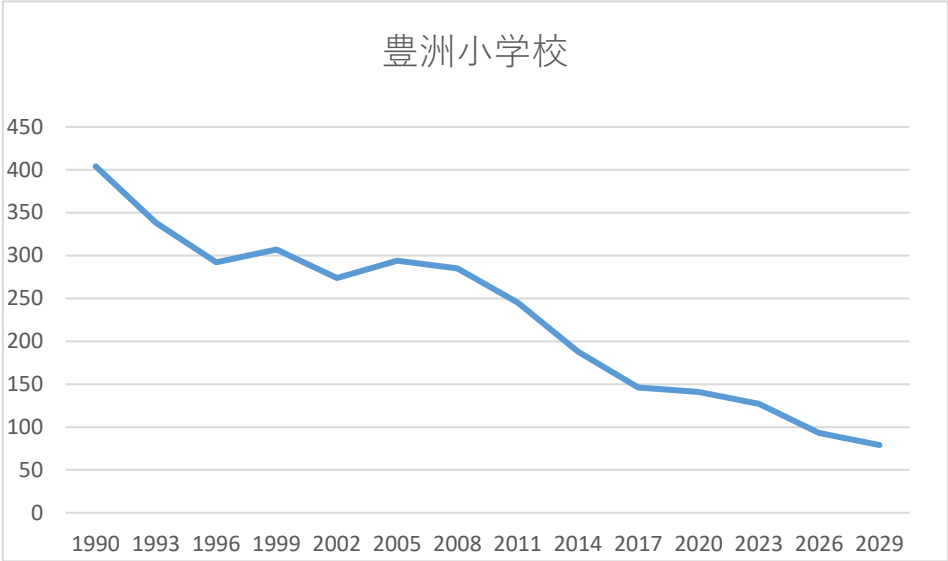
豊洲小学校
450
400
350
300
250
200
150
100
50
0
1990 1993 1996 1999 2002 2005 2008 2011 2014 2017 2020 2023 2026 2029

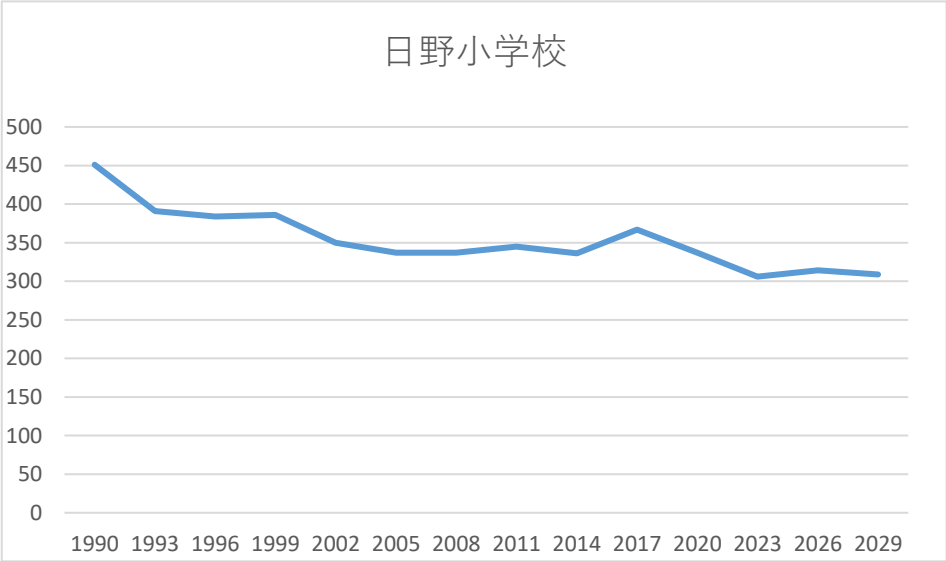
日野小学校
500
450
400
350
300
250
200
150
100
50
0
1990 1993 1996 1999 2002 2005 2008 2011 2014 2017 2020 2023 2026 2029

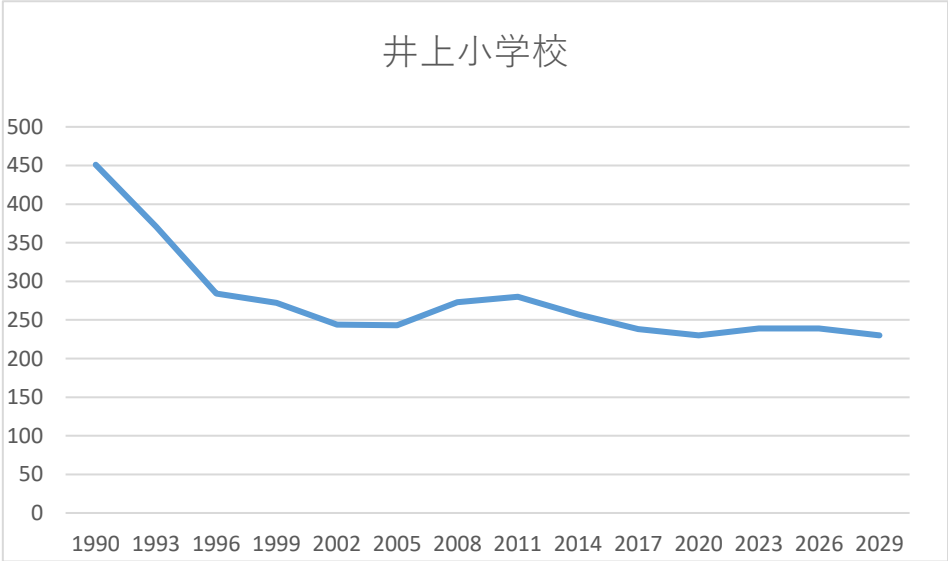
井上小学校
500
450
400
350
300
250
200
150
100
50
0
1990 1993 1996 1999 2002 2005 2008 2011 2014 2017 2020 2023 2026 2029

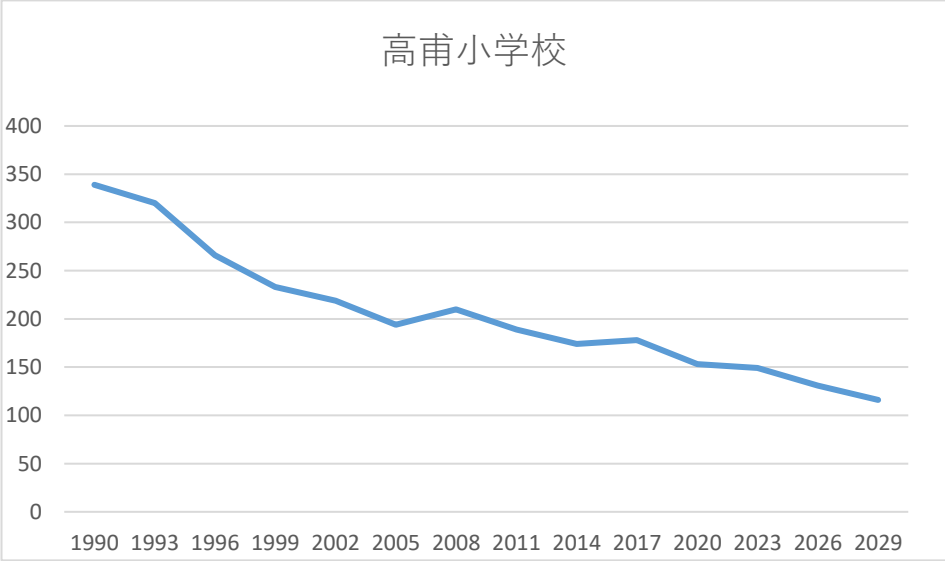
高甫小学校
400
350
300
250
200
150
100
50
0
1990 1993 1996 1999 2002 2005 2008 2011 2014 2017 2020 2023 2026 2029

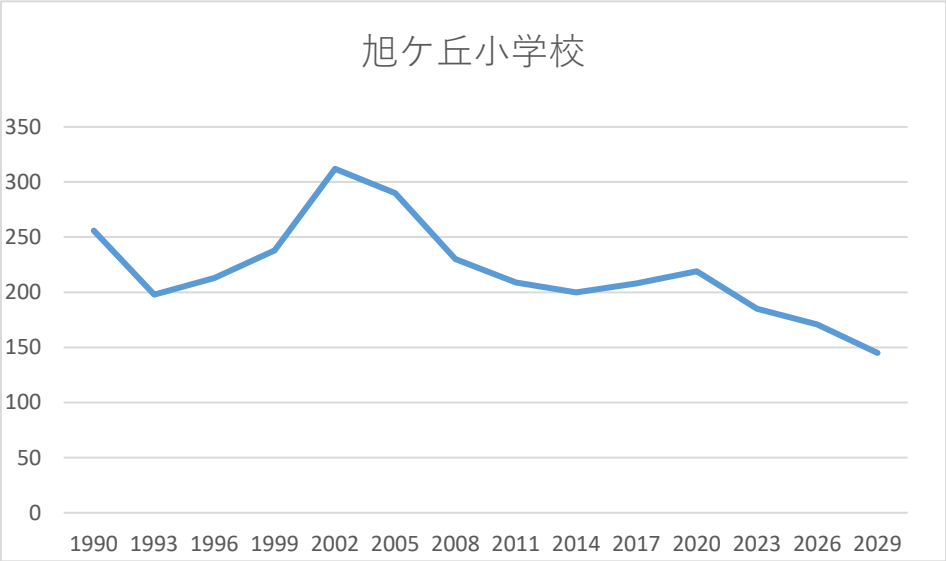
旭ケ丘小学校
350
300
250
200
150
100
50
0
1990 1993 1996 1999 2002 2005 2008 2011 2014 2017 2020 2023 2026 2029

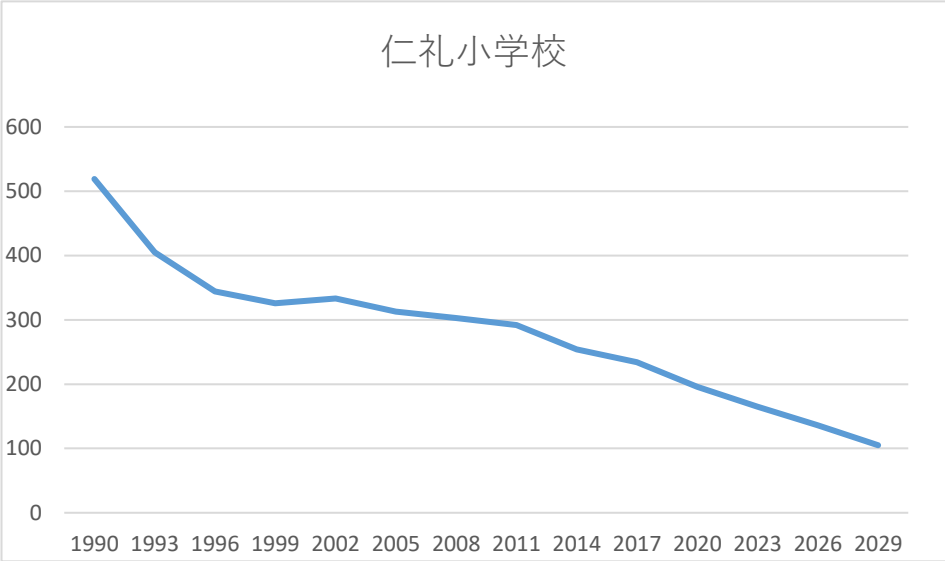
仁礼小学校
600
500
400
300
200
100
0
1990 1993 1996 1999 2002 2005 2008 2011 2014 2017 2020 2023 2026 2029

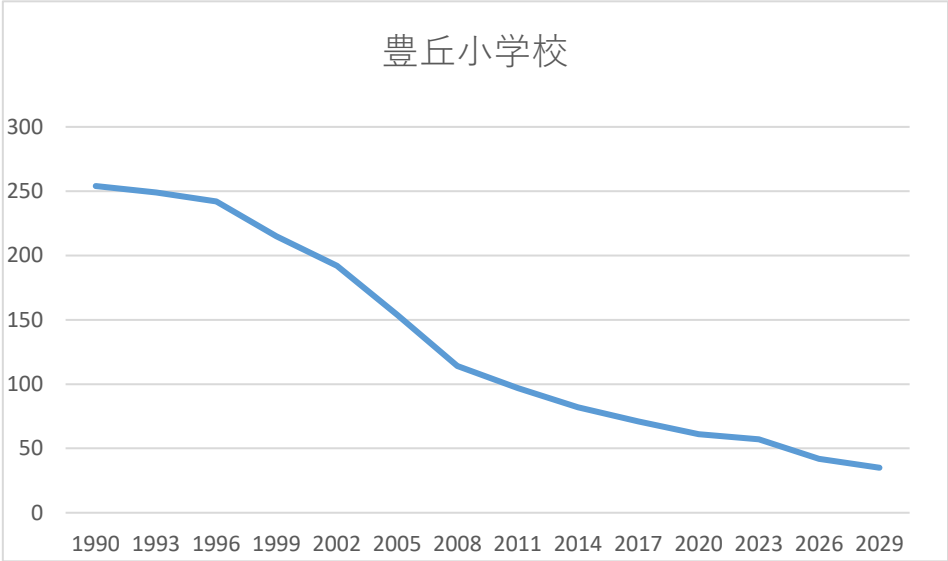
豊丘小学校
300
250
200
150
100
50
0
1990 1993 1996 1999 2002 2005 2008 2011 2014 2017 2020 2023 2026 2029

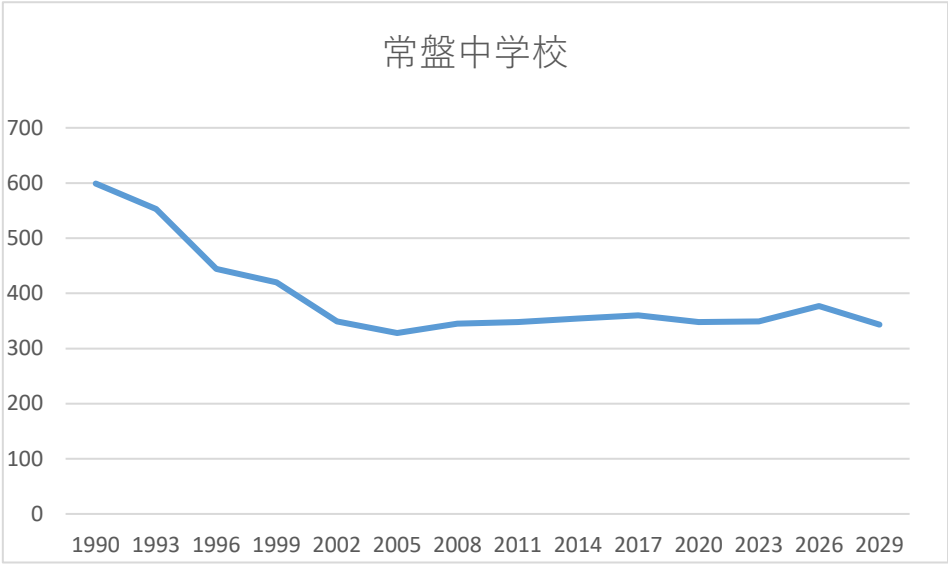
常盤中学校
700
600
500
400
300
200
100
0
1990 1993 1996 1999 2002 2005 2008 2011 2014 2017 2020 2023 2026 2029

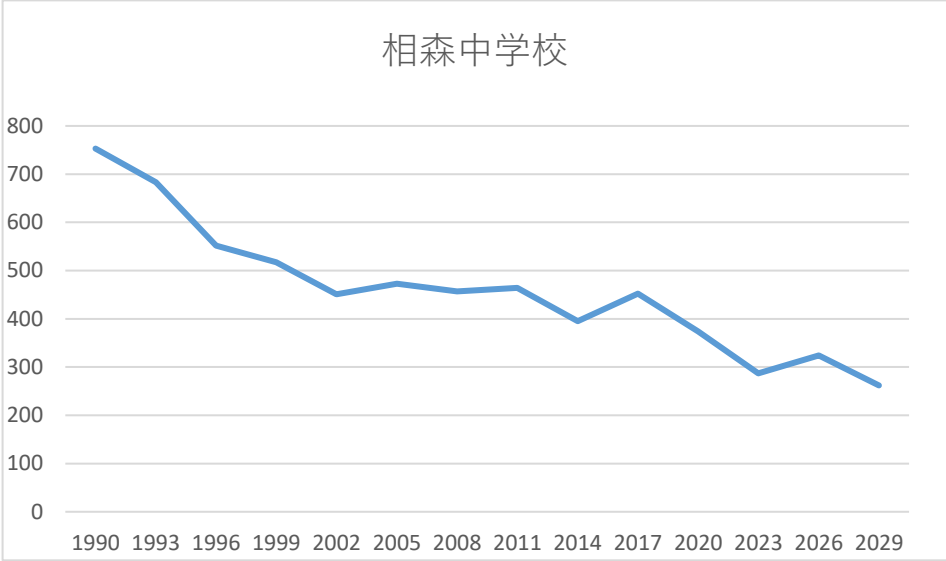
相森中学校
800
700
600
500
400
300
200
100
0
1990 1993 1996 1999 2002 2005 2008 2011 2014 2017 2020 2023 2026 2029

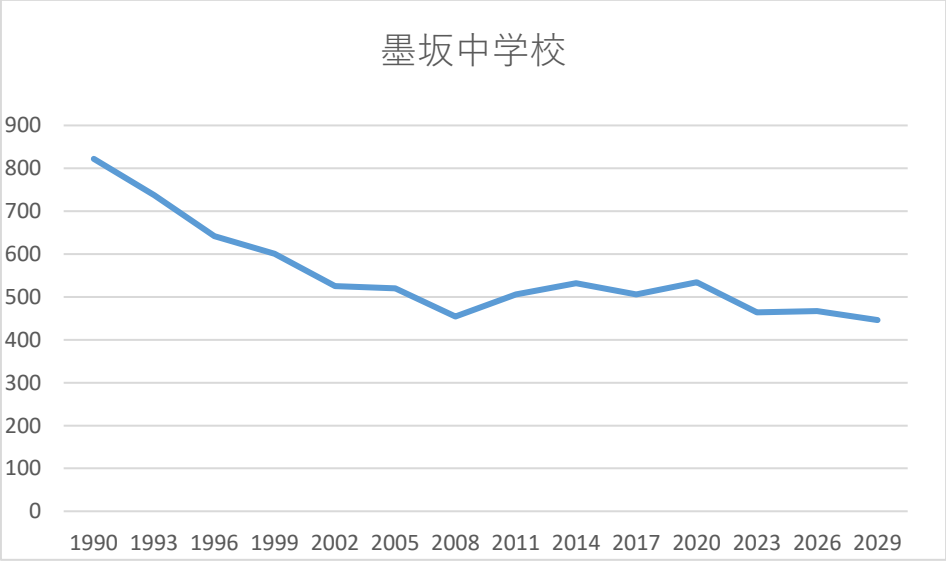
墨坂中学校
900
800
700
600
500
400
300
200
100
0
1990 1993 1996 1999 2002 2005 2008 2011 2014 2017 2020 2023 2026 2029

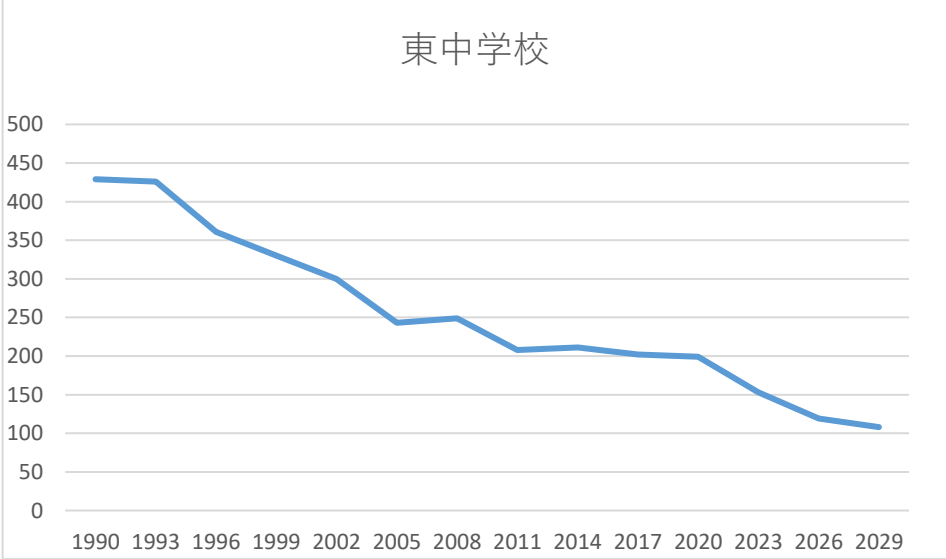
東中学校
500
450
400
350
300
250
200
150
100
50
0
1990 1993 1996 1999 2002 2005 2008 2011 2014 2017 2020 2023 2026 2029